

## NOISE COMPLAINTS AND INFORMATION SERVICE

### PARAFIELD AIRPORT 2019 COMPLAINANT REVIEW

#### Complainants

There were 147 individual complainants during 2019. This is a considerable increase from 69 complainants in 2018.

Complainant numbers began to increase in quarter four 2018 and the trend continued for each quarter of 2019. One hundred and thirteen new complainants contacted the NCIS from suburbs surrounding Parafield Airport, and this accounts for 77 percent of all complainants in 2019. Fixed wing circuit training is the concern for the majority of residents in these suburbs and they are not newly overflowed. We could not identify a specific cause for the rise in complainant numbers.

#### Chart 1: Complainant numbers of 2016 to 2019

Chart 1: Complainant numbers 2016 to 2019

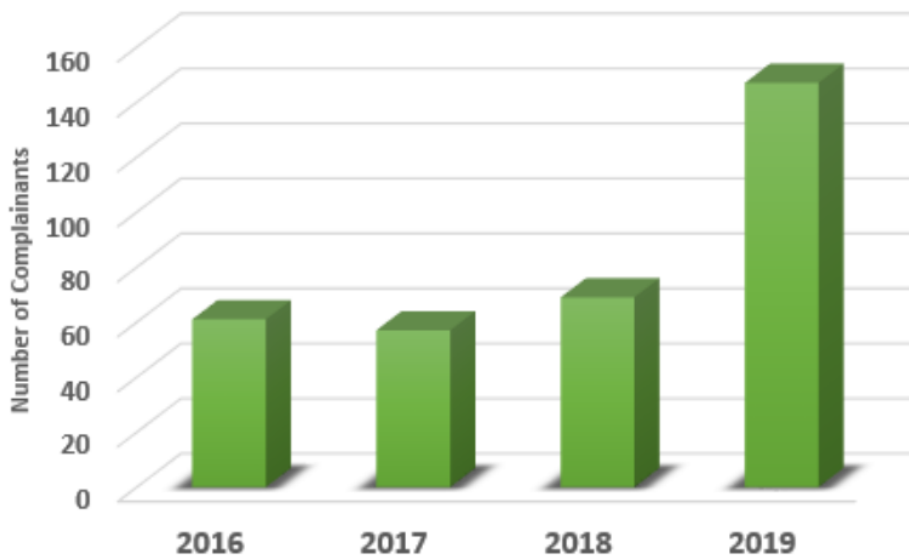
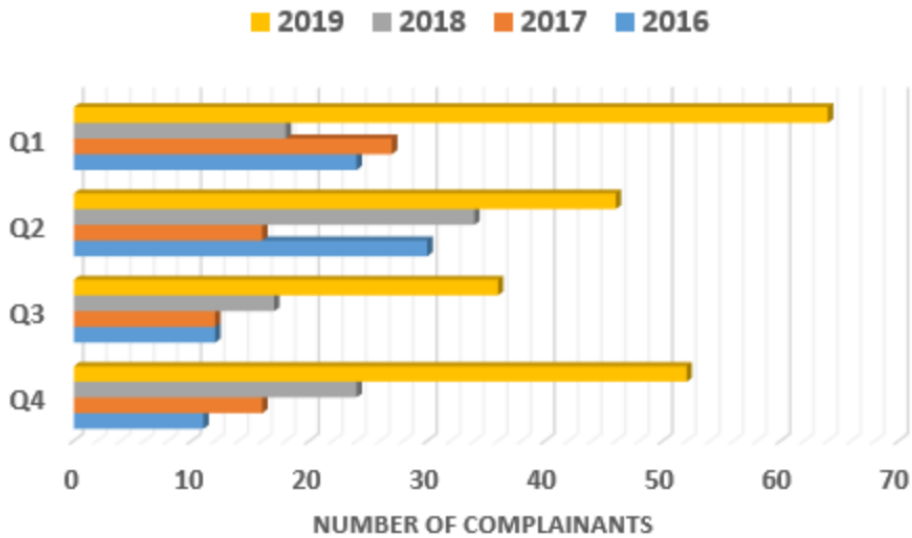


Chart two shows that complainant numbers increased each quarter of 2019.

#### Chart 2: Complainant numbers per quarter 2016 to 2019



### Issues

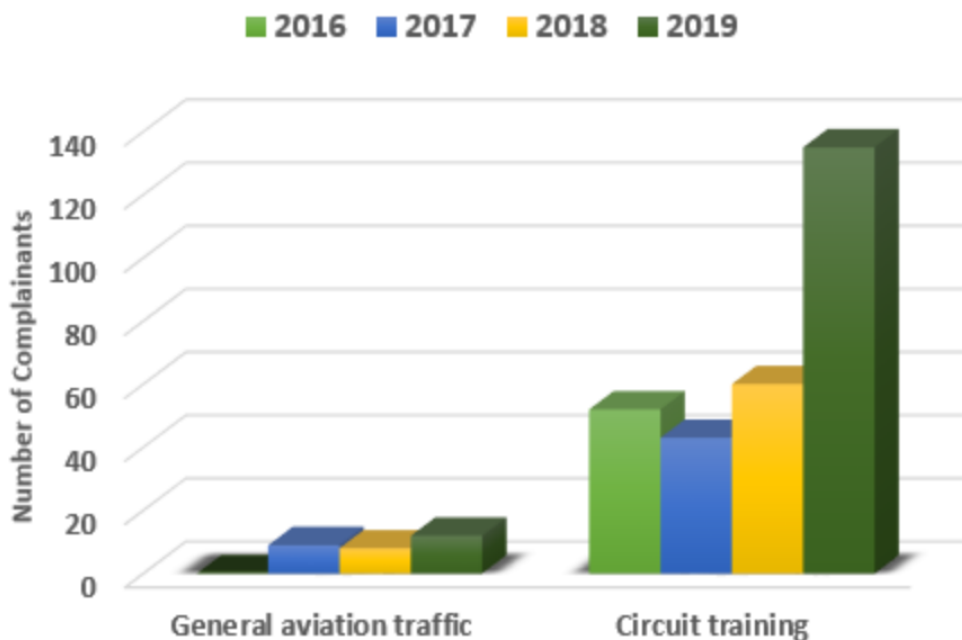
Fixed wing circuit training remained the main concern to complainants in 2019, affecting 92 percent of complainants.

General aviation traffic recorded 12 complainants and these residents were concerned with standard flight routes to and from the airport.

The other noise related issues raised were Night Movements concerning two complainants, and an emergency services helicopter disturbed one complainant.

Chart 3: Main issues of 2019 with comparison of complainant numbers for 2016 to 2018percent of curfew complainants were concerned with emergency services operations.

**Chart 3: Main issues of 2019 with comparison of complainant numbers for 2016 to 2018**



## Suburbs

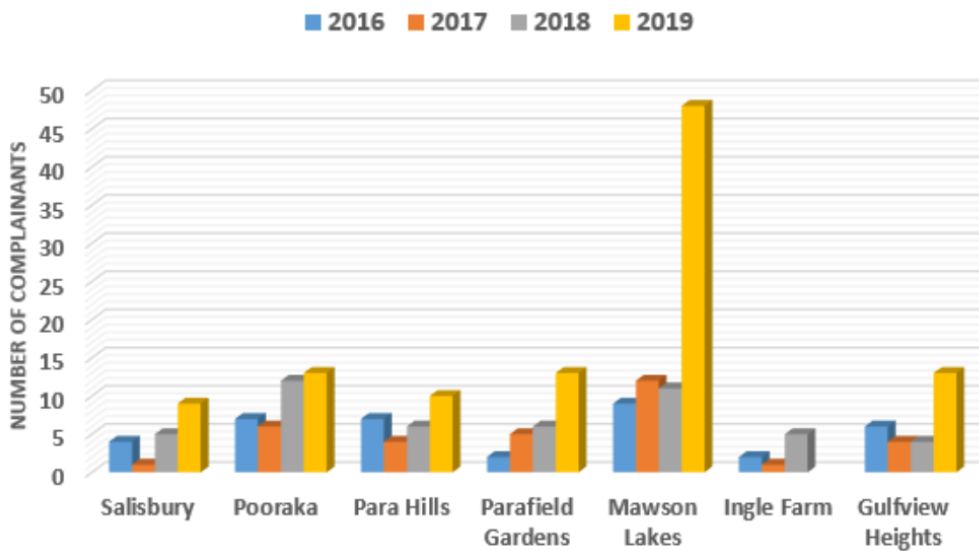
During 2019, 18 separate suburbs recorded concerns with aircraft operations from Parafield Airport. Five suburbs recorded a single complainant.

Chart four provides the six suburbs recording the most complainants of 2019 with a comparison of complainant numbers in these suburbs for the previous three years.

Mawson Lakes has consistently recorded the most complainants each calendar year, with a significant increase in 2019. Thirty-seven or 80 percent of Mawson Lakes' complainants were new complainants in 2019. Mawson Lakes is located under the crosswind and downwind legs of the circuit; these areas of the circuit record the greatest number of complainants. This is not unique to Parafield Airport; it also occurs at the major secondary training airports across Australia.

Sixteen suburbs recorded new complainants in 2019. Besides Mawson Lakes, the other suburbs recording the most new complainants were Parafield Gardens (11), Gulfview Heights (10), Pooraka (7), Salisbury (6) and Para Hills (5).

**Chart 4: Suburbs recording the most complainants of 2019 with complainant comparison 2016 to 2018**



**Chart 5: 2019 trend of complainant numbers of suburbs affected by fixed wing circuit training, compared with 2016, 2017 and 2018**

