

NOISE COMPLAINTS AND INFORMATION SERVICE

CAMDEN AIRPORT 2020 COMPLAINANT REVIEW

There were 12 individual complainants during the 2020 calendar year. This is consistent with 2019.

The COVID-19 pandemic has effected both complainant activity and movement numbers across Australia. Increased working from home requirements increased the exposure of residents to aircraft noise. Increased emergency services operations were required to facilitate responses to the pandemic, training organisations were not subject to restrictions and fewer movements at Sydney Airport enabled other aviation activities within the Sydney basin.

At Camden Airport, both complainant numbers and movement numbers remained stable. The [Movements at Australian Airport](#) reports show that to the end of 2020 there had been 99 588 movements at Camden Airport. As a comparison at the end of November 2019, there had been 92 782 movements.

In 2020, the NCIS implemented monthly reporting data in lieu of quarterly reporting for all airports. It is important to note that if a resident contacts the NCIS once every month, they are noted as one complainant for each of the 12 months, however, when we record the number of complainants for the calendar year they are only counted as one complainant, regardless of how many times they have contacted us.

Chart 1: Complainants per month, average number of complainants per month for the past three years and total number of complainants 2020

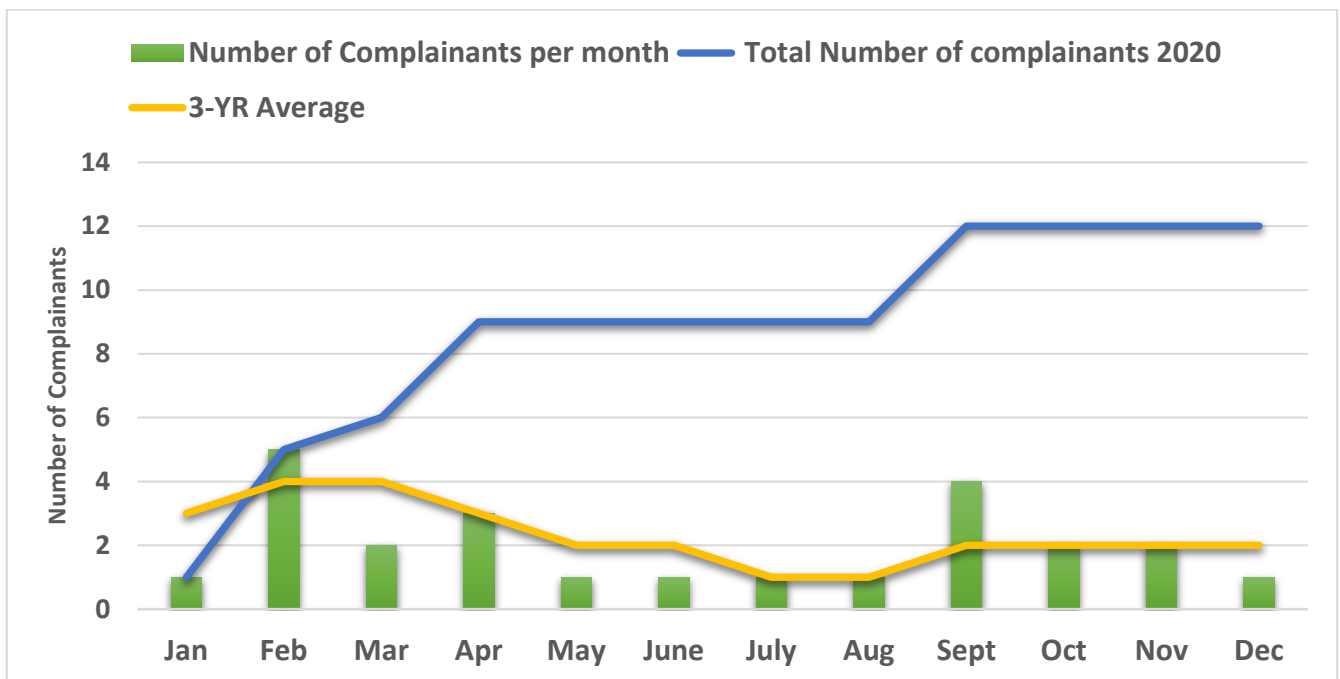
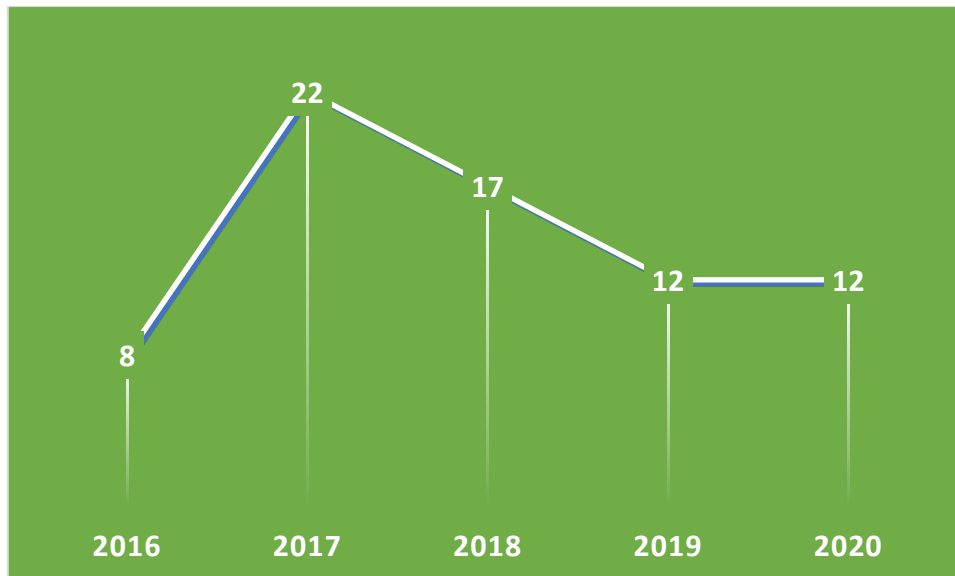


Chart 2: Comparison of complainant numbers 2016 to 2020



Issues

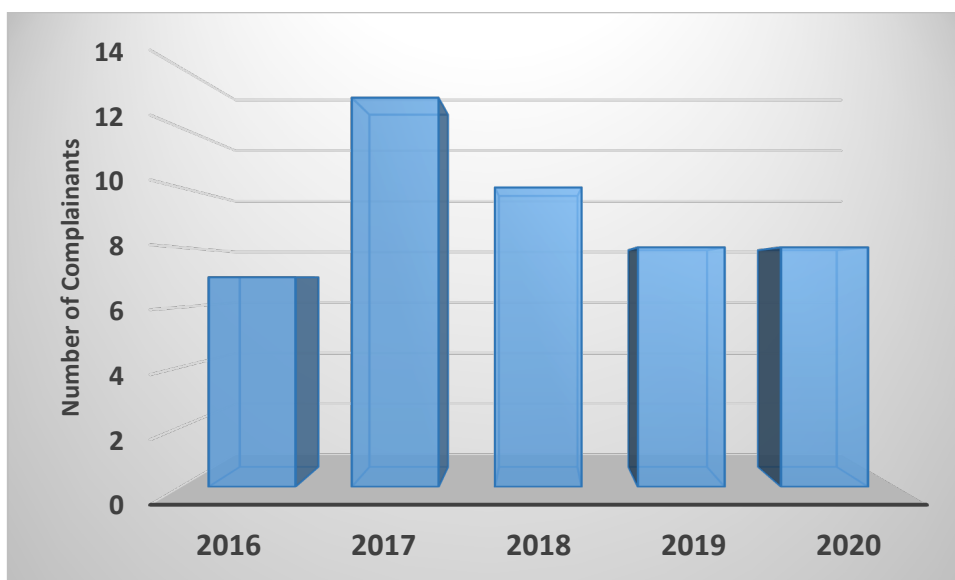
In 2020, two issues were raised Training and General aviation traffic. Training remained the main issue affecting nine complainants. Circuit training, both fixed and rotor wing affected, 67 percent of all complainants, this is consistent with 2019.

The main concerns regarding circuit training raised by residents were the frequency, length of time, constant noise, low altitudes and operations continuing after 10pm.

One resident raised concerns with engine stalls practice.

Standard operations to and from the airport were the main concern for General aviation traffic. Aerial work within the greater Sydney basin disturbed the other resident.

Chart 3: Circuit training and number of complainants affected 2016 to 2020



Suburbs

In 2020, seven separate suburbs recorded complainants. Five of which recorded a single complainant.

Cobbitty and Ellis Lane again recorded the most complainants, with Cobbitty recording five and Ellis Lane, two.

Fixed wing circuit training disturbs both suburbs. Ellis Lane also recorded concerns with rotor wing circuit training.

Engine stalls practice also disturbed Cobbitty.

Chart 4: Suburbs recording the most complainants 2017 to 2020

